



**Dear Incoming Kindergarten Families,**

**Congratulations on your child's preschool graduation! We are so proud of all the hard work and growth your child has shown this year. As your child prepares to begin Kindergarten, we encourage you to continue practicing important skills over the summer while also making time to relax, play, and enjoy family time together. Reading with your child every day is one of the best ways to help them get ready for Kindergarten. Listening to stories, talking about books, and practicing early literacy skills will help build confidence for the school year ahead. To help your child have a successful start to Kindergarten, please practice the following skills over the summer:**

- 1. Practicing writing their full first and last name correctly.**
- 2. Practice writing uppercase and lowercase letters correctly.**
- 3. Recognize all letters by sight and identify the sound each letter makes.**
- 4. Practice color names (Red, Orange, Yellow, Blue, Green, Purple, Pink, Brown, Black, White)**
- 5. Practice writing and recognizing numbers 0-30.**
- 6. Review and memorize the provided Sight Word List.**
- 7. Practice identifying and producing rhyming words.**
- 8. Encourage independence with simple tasks such as opening snacks.**

**Being confident in these skills will help your child feel prepared and ready to learn when school begins in September. During the first few weeks of school, students will be assessed on letter recognition, letter sounds, number recognition, and other readiness skills. Thank you for your support and partnership in your child's education. We hope you have a safe, relaxing, and wonderful summer, and we look forward to meeting you and your child in Kindergarten!**

**Sincerely,  
Your Kindergarten Teachers**



# Kindergarten Supply List



**pair of headphones  
labeled with your  
child's name in a  
Ziploc bag**

## **Classroom Supplies...**

- **Clorox Wipes**
- **Baby Wipes**
- **Boxes of Tissues**
- **Paper Towels**



# Sight Words

a

can

is

am

for

it

and

go

jump

at

he

like

be

I

look

big

in

little





# Sight Words

me

to

my

the

no

up

on


we

play

yes

see






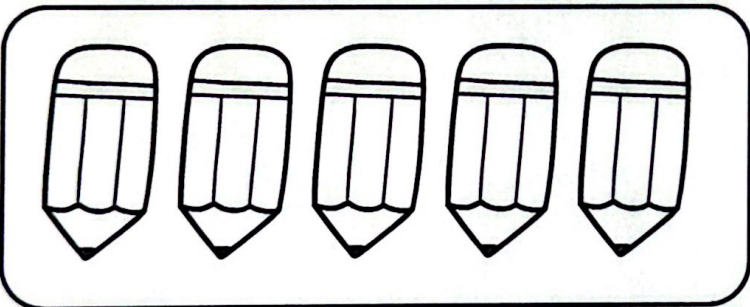

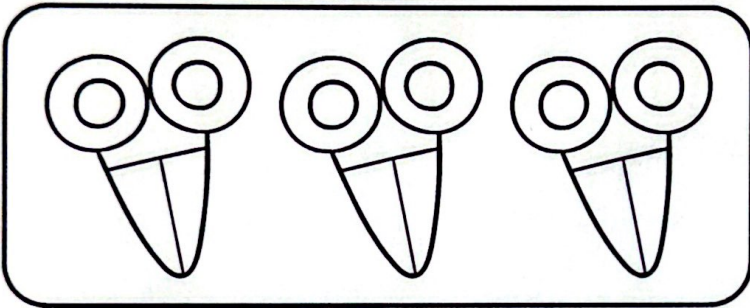

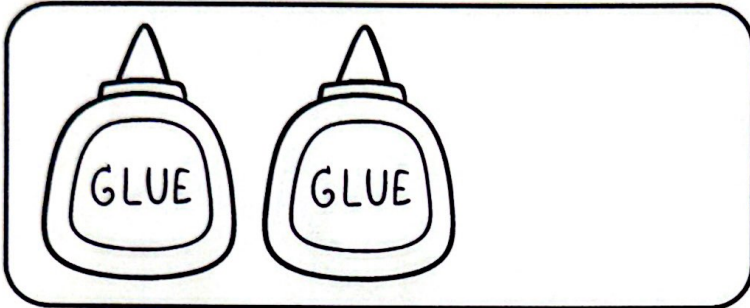


you



Name : \_\_\_\_\_

# Back to School


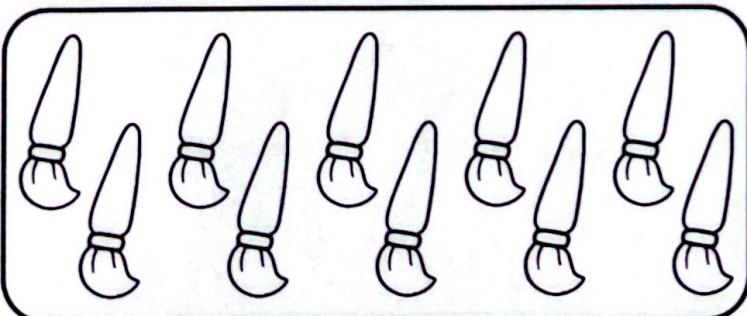

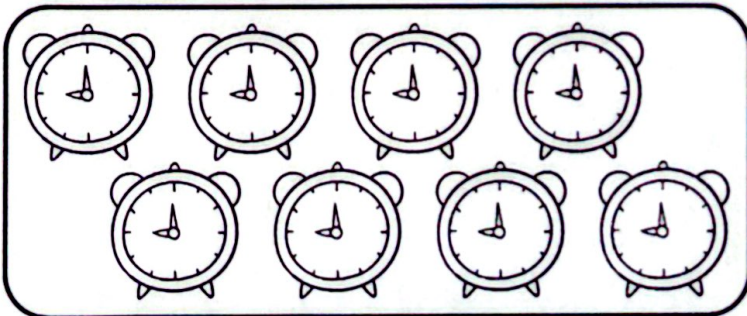
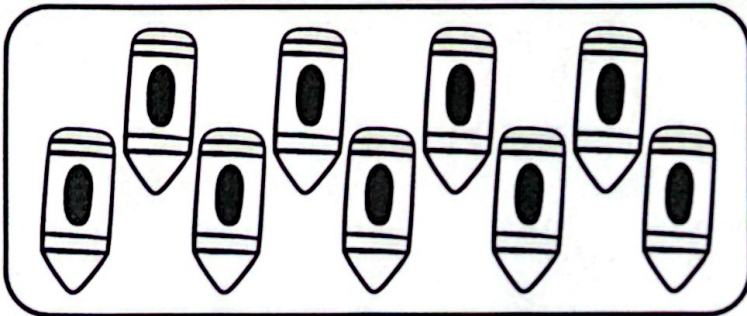

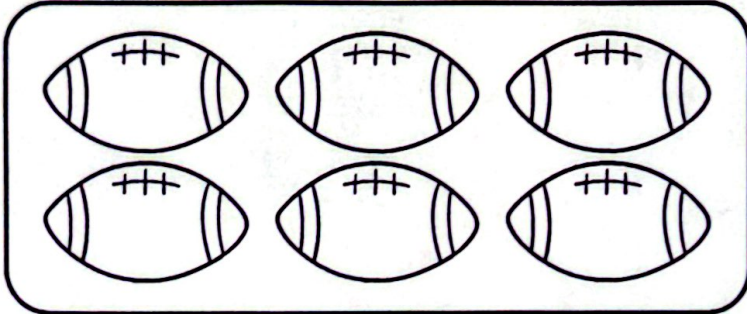

Cut and paste the correct number.



Name : \_\_\_\_\_

# Back to School





Cut and paste the correct number.



Name : \_\_\_\_\_

# Missing numbers 1 ~ 20


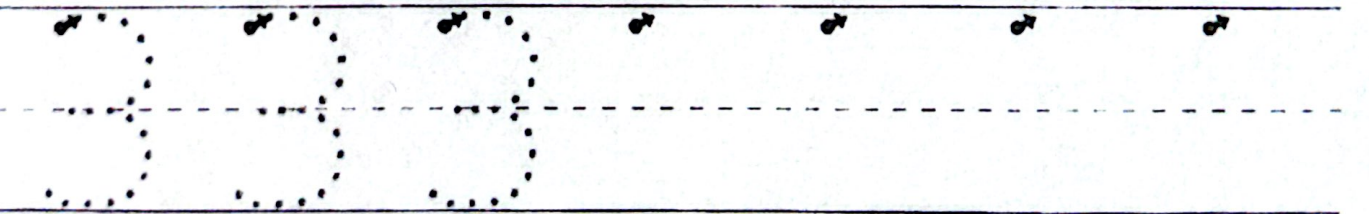
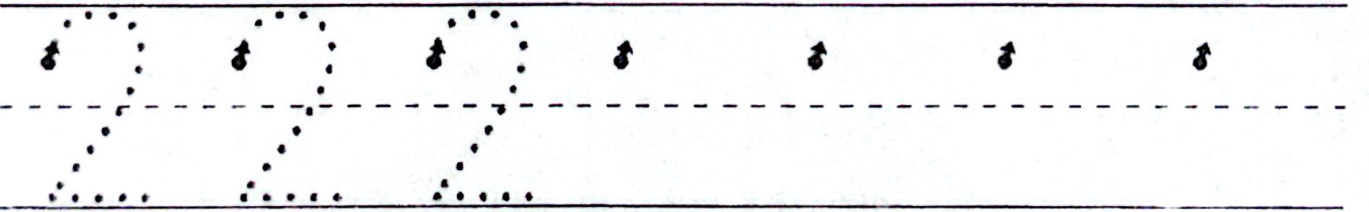
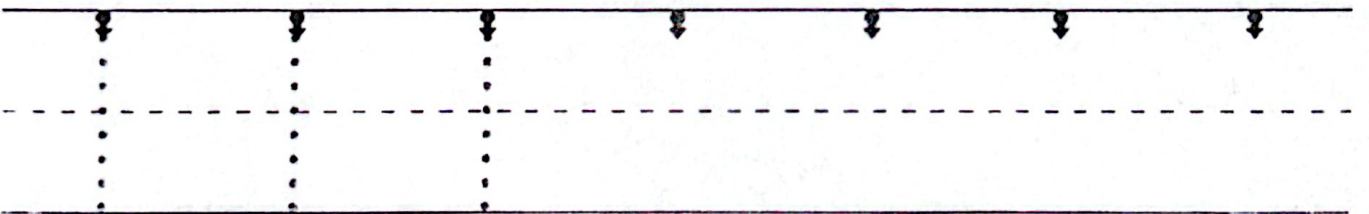
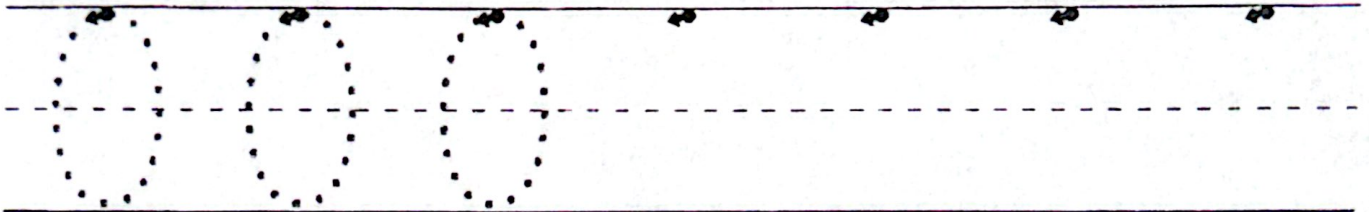
Fill in the missing numbers.



Name: \_\_\_\_\_

## Practice Writing Numbers



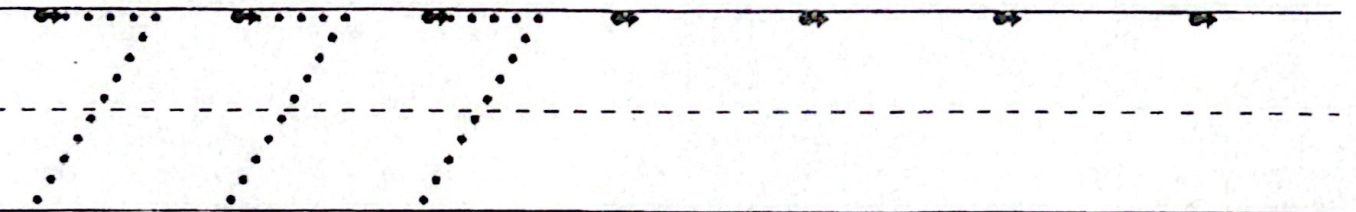
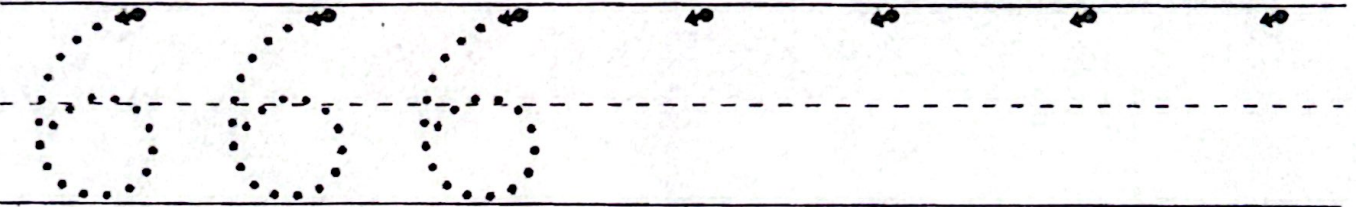

Trace the number and then write it yourself.  
Start from the dot following the direction of the arrow.



Name: \_\_\_\_\_

### Practice Writing Numbers

Trace the number and then write it yourself.  
Start from the dot following the direction of the arrow.



Practice writing your first and last name



Name: \_\_\_\_\_

Aa

Bb

Cc

Dd

Ee

Ff

Name: \_\_\_\_\_

Gg

Hh

Ii

Jj

Kk

Ll

Name: \_\_\_\_\_

Mm

Nn

Oo

Pp

Qq

Rr

Name: \_\_\_\_\_

Ss

Tt

Uu

Vv

Ww

Xx

Name: \_\_\_\_\_

Y y

Z z

Blank handwriting practice lines consisting of solid top and bottom lines and a dashed middle line, repeated for multiple rows.